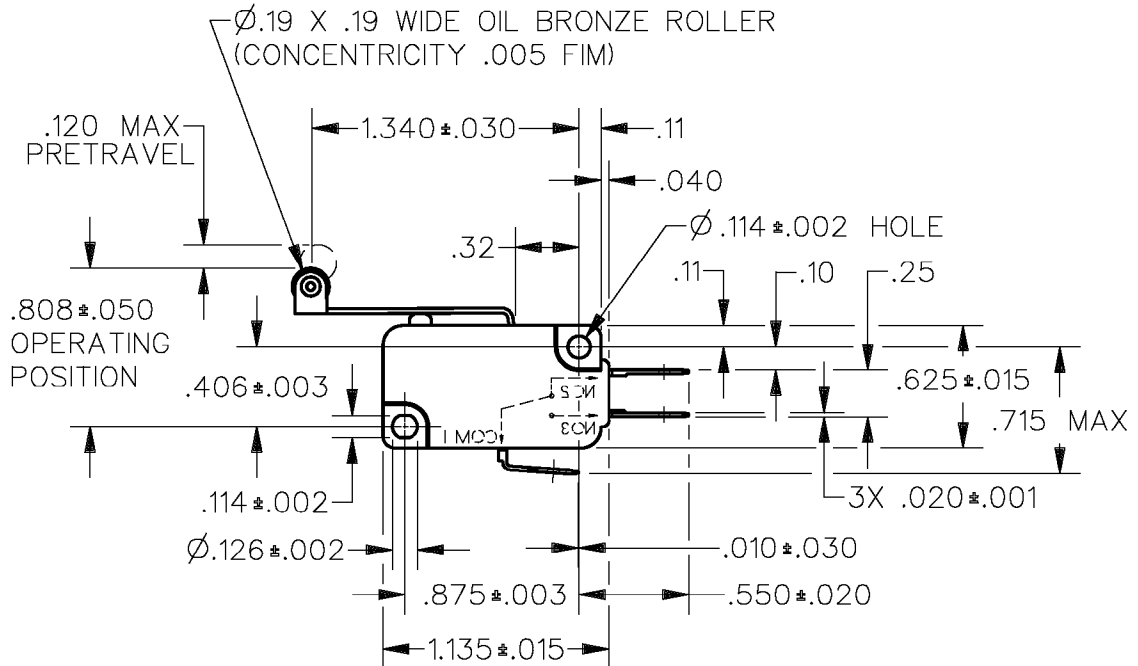
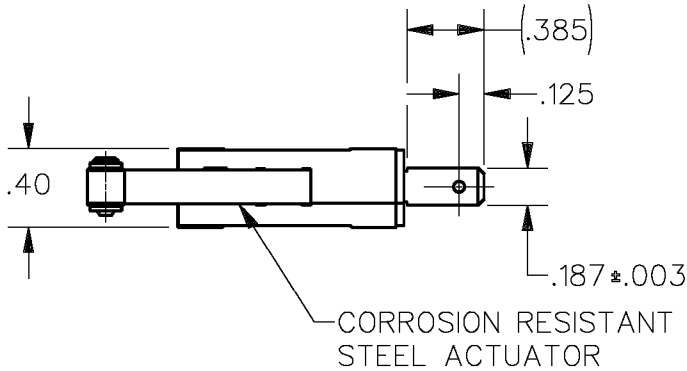


CATALOG LISTING
V7-7D17D8-207
PAGE 1 OF 1
REPLACES
RELEASE NO. PR-21858

ISSUE
4
CHECK
CHECK
CHECK
04 JUN 04
AK

REVISIONS
A REL PR21858
DCS 3 OCT 95
B CO-93311
TSM 26 OCT 98
C 0005782
RJ 04 JUN 04

DRAWN
DCS 5 APR 95
FORMTEK

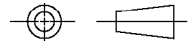


NOTES
1 - IN INSPECTION, DO NOT BURN OUT - GOLD CONTACTS
2 - IN INSPECTION, DO NOT EXCEED 10 VDC, .1A RESISTIVE LOAD
3 - INSPECT SWITCH RESISTANCE PER CONTROL PLAN

ANSI Y14.5M-1982 APPLIES

THIS DRAWING COVERS A PROPRIETARY ITEM AND IS THE PROPERTY OF MICRO SWITCH, A DIVISION OF HONEYWELL. THIS DRAWING IS NOT TO BE COPIED OR USED WITHOUT THE APPROVAL OF MICRO SWITCH.

THIRD ANGLE PROJECTION



CHARACTERISTICS
OPERATING FORCE ——— 5 OZ MAX
DIFFERENTIAL TRAVEL ——.042 MAX
OVERTRAVEL ———.050 MIN
RELEASE TRAVEL ———.011 MIN

ELECTRICAL DATA
CONTACT ARRANGEMENT
S P D T

L22
1A 125 VAC



SCALE FULL	DO NOT SCALE PRINT
UNLESS OTHERWISE SPECIFIED TOLERANCES ARE	
ONE PLACE (.0)	±.030
TWO PLACE (.00)	±.015
THREE PLACE (.000)	±.005
ANGLES	±
WEIGHT	